

SPECIFICATION SHEET

R3450D

3-1/2" Series – Classic/Evolution


Low Profile Adjustable Regressed Trim

Project _____

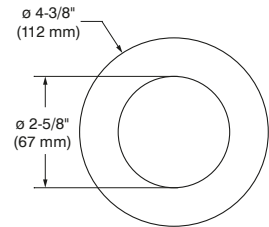
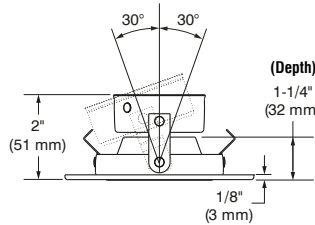
Notes _____

Fixture Type _____

Date _____



R3450D-06 (illustrated)
(Lamp not included)



SPECIFICATIONS

TRIM	Die-formed steel.	
<i>Options in red may generate a longer production lead time</i>	<p>Different finishes available:</p> <p>Powder coat painted (Standard) White (-01), Black (-02), Architectural Bronze (-05), Antique Cooper (-06), Matte White (-11), Matte Black (-22) and Polar Grey (-25)</p> <p>Plated (Premium) 24K Gold Plated (-03), Chrome (-04), Brushed Chrome (-04BR), Brushed Nickel (-12BR) and Satin Nickel (-13)</p>	
LAMPS (not included)	<p>GU10 LED 10W MAX</p> <p>MR16 LED GU5.3 10W MAX</p>	<p>MR16 GU5.3 37W MAX (Remodel and Insulated housing) (protected lamps only)</p> <p>50W MAX (New Construction housing) (protected lamps only)</p>
If you want to use the dimming option and you use a LED lamp, please refer regularly to the lamp manufacturer compatibility list.		
For MR16 LED lamp usage, please refer to the selected housing specification sheet for details on transformer models (see compatible housing list below).		
CEILING CUTOUT	ø 3-5/8" (92 mm)	
CERTIFICATION	cULus for damp locations (for LED and halogens lamps)	
WARRANTY	1 year limited warranty on components against manufacturing defects	

SPECIFICATION SHEET

R3450D

3-1/2" Series – Classic/Evolution

Low Profile Adjustable Regressed Trim

SPECIFICATIONS (CONT'D)

REFLECTORS

STANDARD: Anodized Aluminum**OPTIONS:****Specular**Black (**BK**)Clear (**CL**)**Paint**White (**-01**)Black (**-02**)Matte White (**-11**)

ACCESSORIES

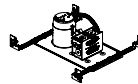
Goof Rings (see ordering code)**Opening Adaptor** (see ordering code)**Choice of optional lenses to customize your lighting:** (see ordering codes)**Clear (C):****Frosted (F)****Honeycomb (H):** the honeycomb louver reduces glare**Linear (L):** the linear lens directs the lamps beam to create a strip of light**Prismatic (P):** the prismatic lens diffuses and spreads the light in an even overall pattern**Solite (S):** the solite lens softens the light in an even overall pattern**Although not dangerous, the use of a 49 mm lens in conjunction with an LED lamp can result in overheating of the latter, reducing its lifespan.****Contrast cannot be held responsible for the overheating of LED lamps used with accessory lenses.**

COMPATIBLE HOUSINGS

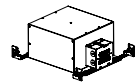
Remodel Housing



New Construction Housing



Insulated Housing



LED 10W	IC / Air Tight RE35GU10-10W RE35MR16-120-10W RE35MR16-277-10W	IC / Air Tight NW35GU10-10W NW35MR16-120-10W NW35MR16-277-10W	IC / Air Tight IC35GU10-10W IC35MR16-120-10W IC35MR16-277-10W
	Non-IC / Non Air Tight RE35MR16-120-37W RE35MR16-277-37W	Non-IC / Non Air Tight NW35MR16-120-50W NW35MR16-277-50W NW35MR16-120D-50W NW35MR16-277D-50W	IC / Non Air Tight IC35MR16-120-37W IC35MR16-277-37W IC35MR16-120D-37W IC35MR16-277D-37W

CONTRASTE

2021-01

PRINTED IN CANADA

1009, rue du Parc Industriel
Lévis (Québec) G6Z 1C5 Canada
Tel.: 1-888-839-4624
Fax.: 1-877-839-7057
contrastlighting.com
info@contrastlighting.com

© 2021 Contrast Lighting M.L. Inc.
All rights reserved

Contrast Lighting M.L. Inc. reserves the right to make changes in specifications and/or to discontinue any product at any time without notice or obligation and will not be liable for any consequences resulting from the use of this publication.

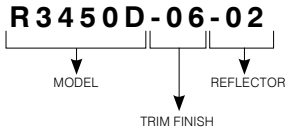
SPECIFICATION SHEET

R3450D

3-1/2" Series – Classic/Evolution

Low Profile Adjustable Regressed Trim

CODIFICATION EXAMPLE



ORDERING CODES

Options in red may generate a longer production lead time.

MODEL	TRIM FINISHES	REFLECTORS
R3450D		
R3450D	POWDER COAT PAINTED (Standard)	ANODIZED
-01	White	Standard :
-02	Black	Anodized Aluminum
-11	Matte White	
-22	Matte Black	SPECULAR
-25	Polar Grey	CL Clear
-05	Architectural Bronze	BK Black
-06	Antique Copper	
	PLATED (Premium)	PAINT
-04BR	Brushed Chrome	-01 White
-12BR	Brushed Nickel	-02 Black
-03	24K Gold Plated	-11 Matte White
-04	Chrome	
-13	Satin Nickel	

OPENING ADAPTOR

Can lip adaptor for 3-1/2" (89 mm) pot in a 4-1/4" (108 mm) opening.

Finish: Galvanized Steel

Code: 312296Outside diameter: \varnothing 4-5/16" (110 mm) Inside diameter: \varnothing 3-5/8" (92 mm)

LENSES (49 MM)

For a modification of the light distribution.

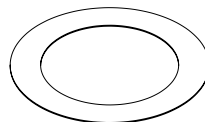
Clear (C): **103104**
 Frosted (F): **304826**
 Honeycomb (H): **103089**
 Linear (L): **103092**
 Prismatic (P): **103095**
 Solite (S): **103098**



GOOF RINGS

All goof rings are available in all Contraste finishes.
 Add finish color code at the end of the goof rings code.

Ex.: RON3000-06

Code: RON3000Outside diameter: \varnothing 6-1/8" (156 mm) Inside diameter: \varnothing 3-5/8" (92 mm)**CONTRASTE**

2021-01

PRINTED IN CANADA

1009, rue du Parc Industriel
 Lévis (Québec) G6Z 1C5 Canada
 Tel.: 1-888-839-4624
 Fax.: 1-877-839-7057
 contrastlighting.com
 info@contrastlighting.com

© 2021 Contrast Lighting M.L. Inc.
 All rights reserved

Contrast Lighting M.L. Inc. reserves the right to make changes in specifications and/or to discontinue any product at any time without notice or obligation and will not be liable for any consequences resulting from the use of this publication.