

SPECIFICATION SHEET

T2000

4" Series – Coastal Line



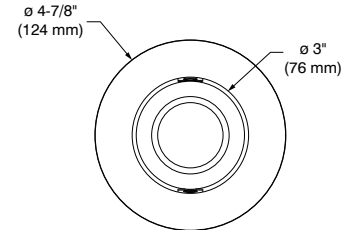
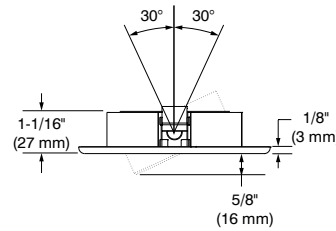
Low Profile Adjustable Trim

Project _____

Notes _____

Fixture Type _____

Date _____

T2000-11-QC (illustrated)
(Lamp not included)Damp
locations

SPECIFICATIONS

TRIM	Die-formed Stainless Steel. Different finishes available: Powder coat painted (Standard) White (-01), Black (-02), Matte White (-11) and Matte Black (-22)
LAMPS (not included)	GU10 LED 10W MAX MR16 GU5.3 37W MAX MR16 LED GU5.3 10W MAX If you want to use the dimming option and you use a LED lamp, please refer regularly to the lamp manufacturer compatibility list. For MR16 LED lamp usage, please refer to the selected housing specification sheet for details on transformer models (see compatible housing list below).
CEILING CUTOUT	ø 4-1/4" (108 mm)
ACCESSORIES	Goof Rings (see ordering code) Choice of optional lenses to customize your lighting: (see ordering codes) Frosted (F) Honeycomb (H): the honeycomb louver reduces glare Linear (L): the linear lens directs the lamps beam to create a strip of light Prismatic (P): the prismatic lens diffuses and spreads the light in an even overall pattern Solite (S): the solite lens softens the light in an even overall pattern Although not dangerous, the use of a 49 mm lens in conjunction with an LED lamp can result in overheating of the latter, reducing its lifespan. Contrast cannot be held responsible for the overheating of LED lamps used with accessory lenses.
CERTIFICATION	<ul style="list-style-type: none"> • cULus for damp locations (for LED lamps) • cULus for damp locations (for halogens lamps)
WARRANTY	3-year limited warranty

CONTRASTE

2020-11

PRINTED IN CANADA

1009, rue du Parc Industriel
Lévis (Québec) G6Z 1C5 Canada
Tel.: 1-888-839-4624
Fax.: 1-877-839-7057
contrastlighting.com
info@contrastlighting.com

© 2020 Contrast Lighting M.L. Inc.
All rights reserved

Contrast Lighting M.L. Inc. reserves the right to make changes in specifications and/or to discontinue any product at any time without notice or obligation and will not be liable for any consequences resulting from the use of this publication.

SPECIFICATION SHEET

T2000

4" Series – Coastal Line



Low Profile Adjustable Trim



SPECIFICATIONS (CONT'D)

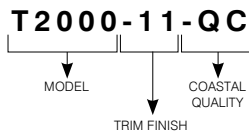
COMPATIBLE HOUSINGS

Remodel Housing



LED 10W	IC / Air Tight RE40GU10-10WQC RE40MR16-120-10WQC RE40MR16-277-10WQC
HALOGENS 37W	Non-IC / Non Air Tight RE40MR16-120-37WQC RE40MR16-277-37WQC

CODIFICATION EXAMPLE



ORDERING CODES

MODEL	TRIM FINISHES	COASTAL QUALITY
T2000		-QC
T2000	POWDER COAT PAINTED (Standard)	-QC Coastal Quality
	-01 White	
	-02 Black	
	-11 Matte White	
	-22 Matte Black	

GOOF RINGS

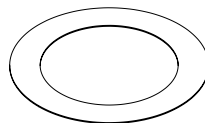
Stainless Steel goof rings correct the openings too large or damaged ceiling cutout.



Available in the following finishes : -01, -02, -11 and -22.
Add finish color code and **QC** at the end of the goof rings code.
Ex.: RON2000-02**QC**

Code: RON2000

Outside diameter: ø 6-1/8" (156 mm)
Inside diameter: ø 4-1/8" (105 mm)



LENSES (49 MM)

For a modification of the light distribution.

- Clear (C): **103104**
- Frosted (F): **304826**
- Honeycomb (H): **103089**
- Linear (L): **103092**
- Prismatic (P): **103095**
- Solite (S): **103098**

